

Australian Indigenous Doctors' Association Ltd

ABN 84 131 668 936

Financial Statements

For the Year Ended 30 June 2023

Australian Indigenous Doctors' Association Ltd

ABN 84 131 668 936

Contents

For the Year Ended 30 June 2023

	Page
Financial Statements	
Directors' Report	1
Auditor's Independence Declaration	6
Statement of Profit or Loss and Other Comprehensive Income	7
Statement of Financial Position	8
Statement of Changes in Equity	9
Statement of Cash Flows	10
Notes to the Financial Statements	11
Responsible Persons' Declaration	31
Independent Audit Report	32

Australian Indigenous Doctors' Association Ltd

ABN 84 131 668 936

Directors' Report For the Year Ended 30 June 2023

The directors present their report on Australian Indigenous Doctors' Association Ltd for the financial year ended 30 June 2023.

1. General information

(a) Directors

The names of the directors in office at any time during, or since the end of the year are:

Names	Position	Appointed	Resigned
Dr Simone Raye	President	31/10/2020	
Dr Jonathan Newchurch	Vice President	4/10/2022	
Dr Glenn Harrison	Director	31/10/2020	
Dr Tammy Kimpton	Director	4/10/2022	
Dr Olivia O'Donoghue	Director	4/10/2022	
Mr Kyle Ryan	Student Director	4/10/2022	
Dr Jean Pepperill	Director	14/11/2022	
Dr Crystal Williams	Director	14/11/2022	
Dr Natalie Pink	Director	14/11/2022	
Dr Corey Dalton	Director	6/11/2021	Resigned 4/10/2022
Ms Holly Reynolds	Student Director	6/11/2021	Resigned 4/10/2022
Dr Tanya Schramm	President	31/10/2020	Resigned 4/10/2022
Dr Ngaree Blow	Director	2/10/2019	Resigned 4/10/2022
Dr Robert Blackley	Director	31/10/2020	Resigned 4/10/2022
Associate Professor Jaquelyne Hughes	Director	31/10/2020	Resigned 4/10/2022
Dr Dawn Casey	Director	31/10/2020	Resigned 4/10/2022

Directors have been in office since the start of the financial year to the date of this report unless otherwise stated.

(b) Principal activities and significant changes in nature of activities

The principal activities of Australian Indigenous Doctors' Association Ltd during the financial year were directed towards the achievement of equitable health and life outcomes, and the cultural wellbeing of Indigenous Peoples, by reaching population parity of Indigenous medical students and doctors and supporting a culturally safe health care system.

To this end, AIDA's principal activities include:

- activities aimed at increasing Aboriginal and Torres Strait Islander participation at all levels in health;
- promoting collegiate support and improved outcomes for Aboriginal and Torres Strait Islander medical graduates and students;
- supporting the development of a high quality Aboriginal and Torres Strait Islander workforce including increasing the numbers of Aboriginal and Torres Strait Islander Peoples in the health and medical professions;
- projects that enhance the delivery of culturally safe health and medical services to Aboriginal and Torres Strait Islander Peoples and communities;
- projects to improve the evidence base, and promote the application of best practice for improving Aboriginal and Torres Strait Islander Peoples' health; and
- promoting effective pathways into health and medicine, including the strengthening of education and training outcomes for Aboriginal and Torres Strait Islander Peoples.

Directors' Report

For the Year Ended 30 June 2023

1. General information (continued)

(b) Principal activities and significant changes in nature of activities (continued)

The following significant changes in the nature of the principal activities occurred during the financial year:

- **New Board of Directors:** At the 2022 AGM a new Board of Directors was appointed with six people nominating for positions prior to the AGM and being successful. Three new Directors were appointed to fill the casual vacancies at the Board's first meeting in November 2022.

The Board members are committed to:

- strengthening relationships with specialty colleges to help First Nations students and trainees achieve Fellowship and be leaders within their chosen field.
- developing the Indigenous workforce, expanding specialty training opportunities and improving Indigenous health outcomes and equity.
- supporting and advocating for Aboriginal and Torres Strait Islander doctors undertaking specialty training.
- creating medical systems that advocate for the safety of women and children.
- self determination and better outcomes and representation for all Aboriginal and Torres Strait Islander people.
- **New CEO Appointed:** Ms Donna Burns commenced with AIDA as Chief Executive Officer on 14 November 2022. Ms Burns is a proud Wiradjuri descendant with extensive experience in executive leadership and governance roles, particularly within the Aboriginal and Torres Strait Islander health space.

Ms Burns is a Registered Nurse, with postgraduate qualifications in Emergency Nursing. She used this experience to lead organisational change, having led her own consultancy company, working with a range of clients including Queensland Health and Alzheimer's' Australia Queensland. Most recently, she was Deputy CEO of the Aboriginal and Torres Strait Islander Healing Foundation.

Ms Burns is a Graduate of the Australian Institute of Company Directors. As a passionate mental health advocate, she is also the First Nations Director and Board Member at Headspace National.

Ms Burns is excited to advance AIDA's strategic plan and grow the Aboriginal and Torres Strait Islander medical workforce, while championing a culturally safe health system for all our peoples.

- **New Leadership Team:** Since November 2022, AIDA has welcomed many new team members, including an entirely new leadership team. The leadership team brings a wealth of knowledge and experience as well as passion to meet AIDA's strategic goals.

There were no other significant changes in the nature of Australian Indigenous Doctors' Association Ltd's principal activities during the financial year.

Directors' Report

For the Year Ended 30 June 2023

1. General information (continued)

(c) Objectives and strategies

The Company's objectives and strategies:

Grow Aboriginal and Torres Strait Islander Doctors

- Promote medicine as a career choice for Aboriginal and Torres Strait Islander doctors
- Develop and advocate for best practice recruitment, retention and support strategies to be implemented across the medical training continuum
- Support students and doctors

Shape Health Outcomes

- Drive collaboration nationally and internationally to improve indigenous health and life outcomes
- Foster relationships with key national and medical organisations
- Lead and influence change across the health care system

Best Practice Care and cultural perspective

- Provide unique medico-cultural perspective
- Promote transformation of the healthcare system to be culturally safe
- Promote the significant contribution of traditional knowledge, medicines and practice
- Contribute to improved health outcomes for all Australians

Communicate and Celebrate

- Share our knowledge and expertise
- Celebrate our achievements
- Strengthen connection to community

Our Members

- Demonstrate professional advocacy and support
- Provide leadership and development opportunities
- Connect with members
- Support our members

Sustainability

- Demonstrate best practice governance and management
- Care for country
- Invest in AIDA's future

Australian Indigenous Doctors' Association Ltd

ABN 84 131 668 936

Directors' Report For the Year Ended 30 June 2023

1. General information (continued)

(d) Members' guarantee

Australian Indigenous Doctors' Association Ltd is a company limited by guarantee. In the event of, and for the purpose of winding up of the company, the amount capable of being called up from each member and any person or association who ceased to be a member in the year prior to the winding up, is limited to \$25 for members, subject to the provisions of the company's constitution.

At 30 June 2023 the collective liability of members was \$15,950 (2022:\$15,100).

Operating results

The surplus of the Company amounted to \$ 327,336 (2022: deficit \$ (115,241)).

2. Meetings of directors

During the financial year, 5 meetings of directors were held. Attendances by each director during the year were as follows:

Directors' Meetings	
Number eligible to attend	Number attended
Dr Tanya Schramm	1
Dr Simone Raye	5
Dr Jonathan Newchurch	4
Dr Glenn Harrison	5
Dr Tammy Kimpton	4
Dr Olivia O'Donoghue	4
Dr Jean Pepperill	3
Dr Crystal Williams	3
Dr Natalie Pink	3
Mr Kyle Ryan	4
Dr Ngaree Blow	1
Dr Robert Blackley	1
Associate Professor Jaquelyne Hughes	1
Dr Corey Dalton	1
Ms Holly Reynolds	1
Dr Dawn Casey	1

Australian Indigenous Doctors' Association Ltd

ABN 84 131 668 936


**Directors' Report
For the Year Ended 30 June 2023**

3. Auditor's independence declaration

The auditor's independence declaration in accordance with Division 60 of the *Australian Charities and Not-for-profits Commission Act 2012*, for the year ended 30 June 2023 has been received and can be found on page 6 of the financial report.

4. Sign off information

Signed in accordance with a resolution of the Board of Directors:



Director:



Director:

Date:.....
09/11/2023

Dr Glenn Harrison
AIDA Board Director
Chair Finance Risk Audit Committee

**Auditor's Independence Declaration
Under Subdivision 60 - 40 of the Australian Charities and Not-for-profits
Commission Act 2012 to the Directors of Australian Indigenous Doctors'
Association Limited**

I declare that, to the best of my knowledge and belief, during the year ended 30 June 2023 there have been no contraventions of the auditor independence requirements as set out in any applicable code of professional conduct in relation to the audit.



Nexia Duesburys (Audit)
Canberra, 9 November 2023



G J Murphy
Partner

Australian Indigenous Doctors' Association Ltd

ABN 84 131 668 936

Statement of Profit or Loss and Other Comprehensive Income For the Year Ended 30 June 2023

		2023	2022
	Note	\$	\$
Revenue and other income	4	4,822,984	3,161,041
Advertising and promotion		(70,377)	(65,935)
Building & property		(61,840)	(7,605)
Depreciation and amortisation		(97,578)	(88,930)
Depreciation - Right of use assets	9	(65,685)	(112,038)
Employee benefits expense		(2,196,270)	(2,022,039)
Finance costs	9	(1,584)	(8,406)
Gifts and donations		(3,194)	-
Governance and representation		(18,826)	(4,145)
IT & telecommunications		(81,312)	(73,844)
Meetings and events		(473,263)	(210,863)
Memberships & subscriptions		(28,805)	(27,975)
Operations		(94,486)	(40,572)
Other expenses		(15,619)	(909)
Professional services		(291,898)	(306,866)
Travel and accommodation		(734,468)	(132,651)
Superannuation contributions		(260,443)	(173,504)
Surplus/(Deficit) before income tax		327,336	(115,241)
Income tax expense	2(a)	-	-
Surplus/(Deficit) for the year		327,336	(115,241)
Other comprehensive income		-	-
Total comprehensive income for the year		327,336	(115,241)

The accompanying notes form part of these financial statements.

Australian Indigenous Doctors' Association Ltd

ABN 84 131 668 936

Statement of Financial Position

As At 30 June 2023

	Note	2023 \$	2022 \$
ASSETS			
CURRENT ASSETS			
Cash and cash equivalents	5	2,260,511	1,816,165
Trade and other receivables	6	57,221	9,995
Other financial assets	7	-	750,000
Other assets	8	288,710	180,976
TOTAL CURRENT ASSETS		<u>2,606,442</u>	<u>2,757,136</u>
NON-CURRENT ASSETS			
Other financial assets	7	281,794	277,692
Plant and equipment	10	33,725	60,536
Intangible assets	11	9,439	75,333
Right-of-use assets	9	-	67,166
TOTAL NON-CURRENT ASSETS		<u>324,958</u>	<u>480,727</u>
TOTAL ASSETS		<u>2,931,400</u>	<u>3,237,863</u>
LIABILITIES			
CURRENT LIABILITIES			
Trade and other payables	12	327,728	251,919
Lease liabilities	13	-	70,990
Employee benefits	14	76,930	64,060
Contract liabilities	15	334,512	971,523
TOTAL CURRENT LIABILITIES		<u>739,170</u>	<u>1,358,492</u>
NON-CURRENT LIABILITIES			
Lease liabilities	13	-	1,167
Employee benefits	14	9,237	22,547
TOTAL NON-CURRENT LIABILITIES		<u>9,237</u>	<u>23,714</u>
TOTAL LIABILITIES		<u>748,407</u>	<u>1,382,206</u>
NET ASSETS		<u>2,182,993</u>	<u>1,855,657</u>
EQUITY			
Reserves		701,092	701,092
Retained earnings		1,481,901	1,154,565
TOTAL EQUITY		<u>2,182,993</u>	<u>1,855,657</u>

The accompanying notes form part of these financial statements.

Australian Indigenous Doctors' Association Ltd

ABN 84 131 668 936

Statement of Changes in Equity For the Year Ended 30 June 2023

2023

	Retained Earnings	AIDA Safety Net	Total
	\$	\$	\$
Balance at 1 July 2022	1,154,565	701,092	1,855,657
Surplus for the year	327,336	-	327,336
Balance at 30 June 2023	1,481,901	701,092	2,182,993

2022

	Retained Earnings	AIDA Safety Net	Total
	\$	\$	\$
Balance at 1 July 2021	1,269,806	701,092	1,970,898
(Deficit) for the year	(115,241)	-	(115,241)
Balance at 30 June 2022	1,154,565	701,092	1,855,657

The accompanying notes form part of these financial statements.

Australian Indigenous Doctors' Association Ltd

ABN 84 131 668 936

Statement of Cash Flows For the Year Ended 30 June 2023

	2023	2022
Note	\$	\$
CASH FLOWS FROM OPERATING ACTIVITIES:		
Receipts from customers	4,429,049	4,050,329
Payments to suppliers and employees	(4,675,356)	(3,524,904)
Interest and distributions received	34,307	40,455
Interest on lease liabilities	(1,584)	(8,406)
Net cash provided by operating activities	22 <u>(213,584)</u>	<u>557,474</u>
CASH FLOWS FROM INVESTING ACTIVITIES:		
Proceeds from sale of plant and equipment	455	-
Purchase of plant and equipment	(20,517)	(8,842)
Payments for capitalised development costs - Software	-	(82,765)
Net proceeds/(reinvestment) of other financial assets	<u>750,000</u>	<u>(13,592)</u>
Net cash (used in) investing activities	<u>729,938</u>	<u>(105,199)</u>
CASH FLOWS FROM FINANCING ACTIVITIES:		
Principal payments of lease liabilities	<u>(72,008)</u>	<u>(114,353)</u>
Net cash (used in) financing activities	<u>(72,008)</u>	<u>(114,353)</u>
Net increase in cash and cash equivalents held	444,346	337,922
Cash and cash equivalents at beginning of year	<u>1,816,165</u>	<u>1,478,243</u>
Cash and cash equivalents at end of financial year	5 <u><u>2,260,511</u></u>	<u><u>1,816,165</u></u>

The accompanying notes form part of these financial statements.

Australian Indigenous Doctors' Association Ltd

ABN 84 131 668 936

Notes to the Financial Statements For the Year Ended 30 June 2023

The financial report covers Australian Indigenous Doctors' Association Ltd as an individual entity. Australian Indigenous Doctors' Association Ltd is a not-for-profit Company, registered and domiciled in Australia.

The functional and presentation currency of Australian Indigenous Doctors' Association Ltd is Australian dollars.

Comparatives are consistent with prior years, unless otherwise stated.

1 Basis of Preparation

The financial statements are general purpose financial statements that have been prepared in accordance with the Australian Accounting Standards and the *Australian Charities and Not-for-profits Commission Act 2012*.

The financial statements have been prepared on an accruals basis and are based on historical costs modified, where applicable, by the measurement at fair value of selected non-current assets, financial assets and financial liabilities.

Significant accounting policies adopted in the preparation of these financial statements are presented below and are consistent with prior reporting periods unless otherwise stated.

2 Summary of Significant Accounting Policies

(a) Income Tax

The Company is exempt from income tax under Division 50 of the *Income Tax Assessment Act 1997*.

(b) Revenue and other income

Revenue from contracts with customers

The core principle of AASB 15 is that revenue is recognised on a basis that reflects the transfer of promised goods or services to customers at an amount that reflects the consideration the Company expects to receive in exchange for those goods or services.

Generally the timing of the payment for sale of goods and rendering of services corresponds closely to the timing of satisfaction of the performance obligations, however where there is a difference, it will result in the recognition of a receivable, contract asset or contract liability.

None of the revenue streams of the Company have any significant financing terms as there is less than 12 months between receipt of funds and satisfaction of performance obligations.

Operating Grants and Donations

When the Company receives operating grant revenue or donations, it assesses whether the contract is enforceable and has sufficiently specific performance obligations in accordance with AASB 15.

When both these conditions are satisfied, the Company:

- Identifies each performance obligation relating to the grant;
- Recognises a contract liability for its obligations under the agreement; and
- Recognises revenue as it satisfies its performance obligations.

Notes to the Financial Statements

For the Year Ended 30 June 2023

2 Summary of Significant Accounting Policies (continued)

(b) Revenue and other income (continued)

Operating Grants and Donations (continued)

Where the contract is not enforceable or does not have sufficiently specific performance obligations, the Company:

- Recognises the asset received in accordance with the recognition requirements of other applicable accounting standards (for example AASB 9, AASB 16, AASB 116 and AASB 138);
- Recognises related amounts (being contributions by owners, lease liability, financial instruments, provisions, revenue or contract liability arising from a contract with a customer): and
- Recognises income immediately in profit or loss as the difference between the initial carrying amount of the asset and the related amount.

If the contract liability is recognised as a related amount above, the Company recognises income in profit or loss when or as it satisfies its obligations under the contract.

Interest revenue

Interest is recognised using the effective interest method.

Rendering of services

Revenue in relation to rendering of services is recognised depending on whether the outcome of the services can be estimated reliably. If the outcome can be estimated reliably then the stage of completion of the services is used to determine the appropriate level of revenue to be recognised in the period.

If the outcome cannot be reliably estimated then revenue is recognised to the extent of expenses recognised that are recoverable.

Membership subscriptions

When the Company receives membership subscription income it records the revenue in the subscription year the income relates to in accordance with AASB 15. The subscription year goes from 1 July to 30 June. If income is received before 30 June relating to the next subscription year, the deferred income is recognised as a liability in the financial statements.

(c) Goods and services tax (GST)

Revenue, expenses and assets are recognised net of the amount of goods and services tax (GST), except where the amount of GST incurred is not recoverable from the Australian Taxation Office (ATO).

Receivables and payables are stated inclusive of the amount of GST receivable or payable. The net amount of GST recoverable from, or payable to, the ATO is included with other receivables or payables in the statement of financial position.

Notes to the Financial Statements

For the Year Ended 30 June 2023

2 Summary of Significant Accounting Policies (continued)

(c) Goods and services tax (GST) (continued)

Cash flows in the statement of cash flows are included on a gross basis and the GST component of cash flows arising from investing and financing activities which is recoverable from, or payable to, the taxation authority is classified as operating cash flows.

(d) Plant and equipment

Each class of plant and equipment is carried at cost or fair value less, where applicable, any accumulated depreciation and impairment.

Where the cost model is used, the asset is carried at its cost less any accumulated depreciation and any impairment losses. Costs include purchase price, other directly attributable costs and the initial estimate of the costs of dismantling and restoring the asset, where applicable.

Plant and equipment are measured using the cost model.

Depreciation

Plant and equipment is depreciated on a diminishing value basis over the asset's useful life to the Company, commencing when the asset is ready for use.

The depreciation rates used for each class of depreciable asset are shown below:

Fixed asset class	Depreciation rate
Furniture, Fixtures and Fittings	20%
Office Equipment	20% - 60%
Display Equipment	20%

At the end of each annual reporting period, the depreciation method, useful life and residual value of each asset is reviewed. Any revisions are accounted for prospectively as a change in estimate.

(e) Intangible assets

Computer software

Software has a finite life and is carried at cost less any accumulated amortisation and impairment losses.

Amortisation

Amortisation is recognised in profit or loss on a straight-line basis over the estimated useful lives of intangible assets, from the date that they are available for use.

Amortisation methods, useful lives and residual values are reviewed at each reporting date and adjusted if appropriate.

Intangibles	Amortisation rate
Computer software	50%

Notes to the Financial Statements

For the Year Ended 30 June 2023

2 Summary of Significant Accounting Policies (continued)

(f) Financial instruments

Financial instruments are recognised initially on the date that the Company becomes party to the contractual provisions of the instrument.

On initial recognition, all financial instruments are measured at fair value plus transaction costs (except for instruments measured at fair value through profit or loss where transaction costs are expensed as incurred).

Financial assets

All recognised financial assets are subsequently measured in their entirety at either amortised cost or fair value, depending on the classification of the financial assets.

Classification

On initial recognition, the Company classifies its financial assets into the following categories, those measured at:

- amortised cost
- fair value through profit or loss - FVTPL
- fair value through other comprehensive income - equity instrument (FVOCI - equity)

Financial assets are not reclassified subsequent to their initial recognition unless the Company changes its business model for managing financial assets.

Amortised cost

The Company's financial assets measured at amortised cost comprise trade and other receivables and cash and cash equivalents in the statement of financial position.

Subsequent to initial recognition, these assets are carried at amortised cost using the effective interest rate method less provision for impairment.

Interest income, foreign exchange gains or losses and impairment are recognised in profit or loss. Gain or loss on derecognition is recognised in profit or loss.

Fair value through other comprehensive income

Equity instruments

The Company has no investments in listed and unlisted entities.

Financial assets through profit or loss

All financial assets not classified as measured at amortised cost or fair value through other comprehensive income as described above are measured at FVTPL.

Notes to the Financial Statements

For the Year Ended 30 June 2023

2 Summary of Significant Accounting Policies (continued)

(f) Financial instruments (continued)

Financial assets (continued)

Net gains or losses, including any interest or dividend income are recognised in profit or loss.

The Company's financial assets measured at FVTPL comprise an investment in a wholesale index fund in the statement of financial position.

Impairment of financial assets

Impairment of financial assets is recognised on an expected credit loss (ECL) basis for the following assets:

- financial assets measured at amortised cost

When determining whether the credit risk of a financial asset has increased significantly since initial recognition and when estimating ECL, the Company considers reasonable and supportable information that is relevant and available without undue cost or effort. This includes both quantitative and qualitative information and analysis based on the Company's historical experience and informed credit assessment and including forward looking information.

The Company uses the presumption that an asset which is more than 30 days past due has seen a significant increase in credit risk.

The Company uses the presumption that a financial asset is in default when:

- the other party is unlikely to pay its credit obligations to the Company in full, without recourse to the Company to actions such as realising security (if any is held); or
- the financial assets is more than 90 days past due.

Credit losses are measured as the present value of the difference between the cash flows due to the Company in accordance with the contract and the cash flows expected to be received. This is applied using a probability weighted approach.

Trade receivables

Impairment of trade receivables has been determined using the simplified approach in AASB 9 which uses an estimation of lifetime expected credit losses. The Company has determined the probability of non-payment of the receivable and multiplied this by the amount of the expected loss arising from default.

The amount of the impairment is recorded in a separate allowance account with the loss being recognised in finance expense. Once the receivable is determined to be uncollectable then the gross carrying amount is written off against the associated allowance.

Where the Company renegotiates the terms of trade receivables due from certain customers, the new expected cash flows are discounted at the original effective interest rate and any resulting difference to the carrying value is recognised in profit or loss.

Notes to the Financial Statements

For the Year Ended 30 June 2023

2 Summary of Significant Accounting Policies (continued)

(f) Financial instruments (continued)

Financial assets (continued)

Other financial assets measured at amortised cost

Impairment of other financial assets measured at amortised cost is determined using the expected credit loss model in AASB 9. On initial recognition of the asset, an estimate of the expected credit losses for the next 12 months is recognised. Where the asset has experienced significant increase in credit risk then the lifetime losses are estimated and recognised.

Financial liabilities

The Company measures all financial liabilities initially at fair value less transaction costs. Subsequently financial liabilities are measured at amortised cost using the effective interest rate method.

The financial liabilities of the Company comprise trade payables.

(g) Impairment of non-financial assets

At the end of each reporting period the Company determines whether there is any evidence of an impairment indicator for non-financial assets.

Where an indicator exists and regardless for indefinite life intangible assets and intangible assets not yet available for use, the recoverable amount of the asset is estimated.

Where assets do not operate independently of other assets, the recoverable amount of the relevant cash-generating unit (CGU) is estimated.

The recoverable amount of an asset or CGU is the higher of the fair value less costs of disposal and the value in use. Value in use is the present value of the future cash flows expected to be derived from an asset or cash-generating unit.

Where the recoverable amount is less than the carrying amount, an impairment loss is recognised in profit or loss.

Reversal indicators are considered in subsequent periods for all assets which have suffered an impairment loss.

(h) Cash and cash equivalents

Cash and cash equivalents comprises cash on hand, demand deposits and short-term investments which are readily convertible to known amounts of cash and which are subject to an insignificant risk of change in value.

Notes to the Financial Statements

For the Year Ended 30 June 2023

2 Summary of Significant Accounting Policies (continued)

(i) Leases

At inception of a contract, the Company assesses whether a lease exists.

At the lease commencement, the Company recognises a right-of-use asset and associated lease liability for the lease term. The lease term includes extension periods where the Company believes it is reasonably certain that the option will be exercised.

The right-of-use asset is measured using the cost model where cost on initial recognition comprises of the lease liability, initial direct costs, prepaid lease payments, estimated cost of removal and restoration less any lease incentives received.

The right-of-use asset is depreciated over the lease term on a straight line basis and assessed for impairment in accordance with the impairment of assets accounting policy.

The lease liability is initially measured at the present value of the remaining lease payments at the commencement of the lease. The discount rate is the rate implicit in the lease, however where this cannot be readily determined then the Company's incremental borrowing rate is used.

Subsequent to initial recognition, the lease liability is measured at amortised cost using the effective interest rate method. The lease liability is remeasured whether there is a lease modification, change in estimate of the lease term or index upon which the lease payments are based (e.g. CPI) or a change in the Company's assessment of lease term.

Where the lease liability is remeasured, the right-of-use asset is adjusted to reflect the remeasurement or is recorded in profit or loss if the carrying amount of the right-of-use asset has been reduced to zero.

Exceptions to lease accounting

The Company has elected to apply the exceptions to lease accounting for both short-term leases (i.e. leases with a term of less than or equal to 12 months) and leases of low-value assets. The Company recognises the payments associated with these leases as an expense on a straight-line basis over the lease term.

(j) Employee benefits

Provision is made for the Company's liability for employee benefits arising from services rendered by employees to the end of the reporting period. Employee benefits that are expected to be wholly settled within one year have been measured at the amounts expected to be paid when the liability is settled.

Employee benefits expected to be settled more than one year after the end of the reporting period have been measured at the present value of the estimated future cash outflows to be made for those benefits. In determining the liability, consideration is given to employee wage increases and the probability that the employee may satisfy vesting requirements. Changes in the measurement of the liability are recognised in profit or loss.

(k) Economic dependence

Australian Indigenous Doctors' Association Ltd is dependent on the Federal Government for the majority of its revenue used to operate the business. The Company's core funding for the 2023 financial year was provided by Department of Health and Aged Care.

Notes to the Financial Statements

For the Year Ended 30 June 2023

3 Critical Accounting Estimates and Judgements

Those charged with governance make estimates and judgements during the preparation of these financial statements regarding assumptions about current and future events affecting transactions and balances.

These estimates and judgements are based on the best information available at the time of preparing the financial statements, however as additional information is known then the actual results may differ from the estimates.

The significant estimates and judgements made have been described below.

Key estimates - impairment of plant and equipment

The Company assesses impairment at the end of each reporting period by evaluating conditions specific to the Company that may be indicative of impairment triggers. Recoverable amounts of relevant assets are reassessed using value-in-use calculations which incorporate various key assumptions.

Key judgements - useful lives of depreciable assets

The Company determines estimated useful lives and related depreciation and amortisation charges for its property, plant and equipment. The useful lives could change significantly as a result of technical innovations or some other event. The depreciation charge will increase where the useful lives are less than previously estimated lives, or technically obsolete or non-strategic assets that have been abandoned or sold will be written off or written down.

Key estimates - receivables

The receivables at reporting date have been reviewed to determine whether there is any objective evidence that any of the receivables are impaired. An impairment provision is included for any receivable where the entire balance is not considered collectible. The impairment provision is based on the best information at the reporting date.

Key judgements- employee benefits

For the purpose of measurement, AASB 119 : Employee Benefits defines obligations for short-term employee benefits as obligations expected to be settled wholly before 12 months after the end of the annual reporting period in which the employees render the related service. The Company expects most employees will take their annual leave entitlements within 24 months of the reporting period in which they were earned, but this will not have a material impact on the amounts recognised in respect of obligations for employees' leave entitlements.

Australian Indigenous Doctors' Association Ltd

ABN 84 131 668 936

Notes to the Financial Statements For the Year Ended 30 June 2023

4 Revenue and Other Income

	2023	2022
Note	\$	\$
Revenue from contracts with customers (AASB 15)		
- Government grants	4(a) 3,018,267	2,582,712
- Conference income	641,200	175,370
- Member subscriptions	64,880	57,864
- Non-government grants	690,311	109,794
- Other revenue	340,282	202,424
	<u>4,754,940</u>	<u>3,128,164</u>
Revenue recognised on receipt (not enforceable or no sufficiently specific performance obligations - AASB 1058)		
- Interest and distributions received	39,859	27,267
- Miscellaneous other revenue	29,410	25,424
- Fair value gain / (loss) on investments	(1,225)	(19,814)
	<u>68,044</u>	<u>32,877</u>
Total Revenue	<u><u>4,822,984</u></u>	<u><u>3,161,041</u></u>

(a) Government grants

	2023	2022
	\$	\$
Government grants		
Indigenous Workforce funding	2,885,669	2,456,706
NMTAN Specialist Trainees project	132,598	126,006
Total government grants	<u><u>3,018,267</u></u>	<u><u>2,582,712</u></u>

5 Cash and Cash Equivalents

	2023	2022
Note	\$	\$
Cash at bank and in hand	2,260,511	1,815,685
Other cash and cash equivalents	-	480
Total cash and cash equivalents	17 <u><u>2,260,511</u></u>	<u><u>1,816,165</u></u>

Australian Indigenous Doctors' Association Ltd

ABN 84 131 668 936

Notes to the Financial Statements

For the Year Ended 30 June 2023

6 Trade and Other Receivables

		2023	2022
	Note	\$	\$
CURRENT			
Trade receivables	17	-	9,995
GST receivable		57,221	-
Total current trade and other receivables		57,221	9,995

The carrying value of trade receivables is considered a reasonable approximation of fair value due to the short-term nature of the balances. The maximum exposure to credit risk at the reporting date is the fair value of each class of receivable in the financial statements.

7 Other Financial Assets

		2023	2022
	Note	\$	\$
CURRENT			
Term deposits	17	-	750,000
		-	750,000
NON-CURRENT			
Other financial assets	17	281,794	277,692
		281,794	277,692
Total other financial assets		281,794	1,027,692

8 Other Assets

		2023	2022
		\$	\$
CURRENT			
Prepayments		75,897	104,662
Airfares held in credit		35,111	8,261
Accrued income		177,702	68,053
Total other assets		288,710	180,976

Australian Indigenous Doctors' Association Ltd

ABN 84 131 668 936

Notes to the Financial Statements For the Year Ended 30 June 2023

9 Right-of-use assets

	Office premise \$	Ricoh printer \$	Total \$
Year ended 30 June 2023			
Opening Balance	64,205	2,961	67,166
Depreciation charge	(64,205)	(1,480)	(65,685)
Early termination of leases	-	(1,481)	(1,481)
Balance at end of year	-	-	-
			Total
	\$	\$	\$
Year ended 30 June 2022			
Opening Balance	174,268	4,936	179,204
Depreciation charge	(110,063)	(1,975)	(112,038)
Balance at end of year	64,205	2,961	67,166

Operating leases are in place for office premise rental and a multifunction photocopier. On 30 January 2020, the Board exercised a new three year lease over the office premise at Old Parliament House through to 26 January 2023. The lease was not renewed on expiry.

Multifunctional photocopier lease is for a period of 5 years ending on 31 December 2023. The multifunctional photocopier lease was terminated earlier on March 2023.

Statement of Profit or Loss and Other Comprehensive Income

The amounts recognised in the statement of profit or loss and other comprehensive income relating to leases where the Company is a lessee are shown below:

	2023 \$	2022 \$
Finance costs	(1,584)	(8,406)
Depreciation - Right of use assets	(65,685)	(112,038)
	(67,269)	(120,444)

Statement of Cash Flows

	2023 \$	2022 \$
Principal payments of lease liabilities	(72,008)	(114,353)
Interest on lease liabilities	(1,584)	(8,406)

The amount expensed in the statement of profit or loss and other comprehensive income in relation to short-term and low value leases was \$37,495 (2022: Nil).

Australian Indigenous Doctors' Association Ltd

ABN 84 131 668 936

Notes to the Financial Statements For the Year Ended 30 June 2023

10 Plant and Equipment

	2023	2022
	\$	\$
PLANT AND EQUIPMENT		
Furniture, fixtures and fittings		
At cost	19,262	117,636
Accumulated depreciation	<u>(16,663)</u>	<u>(104,152)</u>
Total furniture, fixtures and fittings	<u>2,599</u>	<u>13,484</u>
Office equipment		
At cost	87,747	270,347
Accumulated depreciation	<u>(57,588)</u>	<u>(224,571)</u>
Total office equipment	<u>30,159</u>	<u>45,776</u>
Display equipment		
At cost	11,823	12,623
Accumulated depreciation	<u>(10,856)</u>	<u>(11,347)</u>
Total display equipment	<u>967</u>	<u>1,276</u>
Total plant and equipment	<u>33,725</u>	<u>60,536</u>

Notes to the Financial Statements
For the Year Ended 30 June 2023

10 Plant and Equipment (continued)

(a) Movements in carrying amounts of plant and equipment

Movement in the carrying amounts for each class of plant and equipment between the beginning and the end of the current financial year:

	Furniture, Fixtures and Fittings	Office Equipment	Display Equipment	Total
	\$	\$	\$	\$
Year ended 30 June 2023				
Balance at the beginning of year	13,484	45,776	1,276	60,536
Additions	2,097	18,420	-	20,517
Disposals	(10,401)	(5,243)	-	(15,644)
Depreciation expense	(2,581)	(28,794)	(309)	(31,684)
Balance at the end of the year	2,599	30,159	967	33,725

	Furniture, Fixtures and Fittings	Office Equipment	Display Equipment	Total
	\$	\$	\$	\$
Year ended 30 June 2022				
Balance at the beginning of year	16,657	65,913	1,597	84,167
Additions	-	8,842	-	8,842
Depreciation expense	(3,173)	(28,979)	(321)	(32,473)
Balance at the end of the year	13,484	45,776	1,276	60,536

Australian Indigenous Doctors' Association Ltd

ABN 84 131 668 936

Notes to the Financial Statements For the Year Ended 30 June 2023

11 Intangible Assets

	2023	2022
	\$	\$
Computer software		
Cost	171,210	171,210
Accumulated amortisation	(161,771)	(95,877)
Net carrying value	9,439	75,333
Intangible assets under development	-	-
Net carrying value	-	-
Total intangible assets	9,439	75,333

(a) Movements in carrying amounts of intangible assets

	Computer software	Intangible assets under development	Total
	\$	\$	\$
Year ended 30 June 2023			
Balance at the beginning of the year	75,333	-	75,333
Amortisation	(65,894)	-	(65,894)
Closing value at 30 June 2023	9,439	-	9,439

	Computer software	Intangible assets under development	Total
	\$	\$	\$
Year ended 30 June 2022			
Balance at the beginning of the year	-	49,025	49,025
Additions	82,765	-	82,765
Transfers	49,025	(49,025)	-
Amortisation	(56,457)	-	(56,457)
Closing value at 30 June 2022	75,333	-	75,333

Australian Indigenous Doctors' Association Ltd

ABN 84 131 668 936

Notes to the Financial Statements For the Year Ended 30 June 2023

12 Trade and Other Payables

		2023	2022
	Note	\$	\$
Current			
Trade payables	17	-	800
GST payable		-	49,042
Employee benefits		-	17,176
Accrued expenses	17	223,931	104,234
Superannuation payable		46,988	15,503
Salary sacrifice payable		-	11,619
PAYG withholding		41,560	45,910
Other payables		15,249	7,635
Total trade and other payables		327,728	251,919

Trade and other payables are unsecured, non-interest bearing and are normally settled within 30 days. The carrying value of trade and other payables is considered a reasonable approximation of fair value due to the short-term nature of the balances.

13 Lease Liabilities

	2023	2022
	\$	\$
CURRENT		
Lease liability	-	70,990
	-	70,990
NON-CURRENT		
Lease liability	-	1,167
	-	1,167

14 Employee Benefits

	2023	2022
	\$	\$
CURRENT		
Annual leave provision	76,930	64,060
	76,930	64,060

Australian Indigenous Doctors' Association Ltd

ABN 84 131 668 936

Notes to the Financial Statements For the Year Ended 30 June 2023

14 Employee Benefits (continued)

	2023	2022
	\$	\$
NON-CURRENT		
Long service leave	9,237	22,547
	<u>9,237</u>	<u>22,547</u>

15 Contract Liabilities

	2023	2022
	\$	\$
CURRENT		
Conference income in advance	9,768	251,163
Other unearned revenue	298,234	686,101
Grants in advance	26,510	34,259
Total contract liabilities	<u>334,512</u>	<u>971,523</u>

16 Members' Guarantee

The Company is registered with the *Australian Charities and Not-for-profits Commission Act 2012* and is a Company limited by guarantee. If the Company is wound up, the constitution states that each member is required to contribute a maximum of \$25 each towards meeting any outstanding obligations of the Company. At 30 June 2023 the number of members was 638 (2022: 604).

17 Financial Risk Management

The Company is exposed to a variety of financial risks through its use of financial instruments.

The Company's overall risk management plan seeks to minimise potential adverse effects due to the unpredictability of financial markets.

The most significant financial risks to which the Company is exposed to are described below:

Specific risks

- Liquidity risk
- Credit risk
- Market risk - interest rate risk and price risk

Australian Indigenous Doctors' Association Ltd

ABN 84 131 668 936

Notes to the Financial Statements For the Year Ended 30 June 2023

17 Financial Risk Management (continued)

Financial instruments used

The principal categories of financial instrument used by the Company are:

- Trade receivables
- Cash at bank
- Term deposits
- Trade and other payables

	Note	2023 \$	2022 \$
Financial assets			
Held at amortised cost			
Cash and cash equivalents	5	2,260,511	1,816,165
Trade receivables	6	-	9,995
Term deposits	7	-	750,000
Fair value through profit or loss (FVTPL)			
Wholesale investment fund	7	281,794	277,692
Total financial assets		2,542,305	2,853,852
Financial liabilities			
Financial liabilities at fair value			
Trade and other payables	12	223,931	105,034
Total financial liabilities		223,931	105,034

Objectives, policies and processes

Those charged with governance have overall responsibility for the establishment of Australian Indigenous Doctors' Association Ltd's financial risk management framework. This includes the development of policies covering specific areas such as interest rate risk and credit risk.

Risk management policies and systems are reviewed regularly to reflect changes in market conditions and Australian Indigenous Doctors' Association Ltd's activities.

The day-to-day risk management is carried out by Australian Indigenous Doctors' Association Ltd's finance function under policies and objectives which have been approved by those charged with governance. The finance committee has been delegated the authority for designing and implementing processes which follow the objectives and policies. This includes monitoring the levels of exposure to interest rates and assessment of market forecasts for interest rate movements.

Mitigation strategies for specific risks faced are described below:

Liquidity risks

Australian Indigenous Doctors' Association Ltd

ABN 84 131 668 936

Notes to the Financial Statements For the Year Ended 30 June 2023

17 Financial Risk Management (continued)

Objectives, policies and processes (continued)

The Company is not exposed to any significant liquidity risks.

Credit risk

Credit risk refers to the risk that a counterparty will default on its contractual obligations resulting in a financial loss to the Company. Credit risk arises from cash and cash equivalents, derivative financial instruments and deposits with banks and financial institutions, as well as credit exposure to wholesale and retail customers, including outstanding receivables and committed transactions.

The credit risk for liquid funds and other short-term financial assets is considered negligible, since the counterparties are reputable banks with high quality external credit ratings.

Trade receivables

Trade receivables consist of a large number of customers with low value debts owing.

The Company has no significant concentration of credit risk with respect to any single counterparty or group of counterparties.

The following table details the Company's trade and other receivables exposure to credit risk with ageing analysis and impairment provided for thereon. Amounts are considered as 'past due' when the debt has not been settled, within the terms and conditions agreed between the Company and the customer or counter party to the transaction. Receivables that are past due are assessed for impairment by ascertaining solvency of the debtors and are provided for where there is objective evidence indicating that the debt may not be fully repaid to the Company.

The balances of receivables that remain within initial trade terms (as detailed in the table) are considered to be of high credit quality.

	Past due but not impaired (days overdue)					
	Gross amount	Past due and impaired	< 30	31-60	61-90	> 90
			\$	\$	\$	\$
2023	-	-	-	-	-	-
2022						
Trade receivables	9,995	-	420	5,625	120	3,830
Total	9,995	-	420	5,625	120	3,830

The Company does not hold any financial assets with terms that have been renegotiated, but which would otherwise be past due or impaired.

The other classes of receivables do not contain impaired assets.

Notes to the Financial Statements
For the Year Ended 30 June 2023

17 Financial Risk Management (continued)

Market risk

Market risk is the risk that the fair value or future cash flows of a financial instrument will fluctuate because of changes in market prices.

(i) Price risk

The Company has some exposure to price risk in relation to its investments in wholesale investment funds. The Company manages this risk by investing in conservative index funds.

(ii) Interest rate risk

Exposure to interest rate risk arises on financial assets and financial liabilities recognised at the end of the reporting period whereby a future change in interest rates will affect future cash flows or the fair value of fixed rate financial instruments. The company is also exposed to earnings volatility on floating rate instruments.

18 Related Parties

Key management personnel - refer to Note 19.

Other related parties include close family members of key management personnel and entities that are controlled or significantly influenced by those key management personnel or their close family members.

19 Key Management Personnel Remuneration

The totals of remuneration paid to the key management personnel of Australian Indigenous Doctors' Association Ltd during the year are as follows:

	2023	2022
	\$	\$
KMP - CEO, D/CEO and CSM		
Short-term employee benefits	299,880	482,079
Post-employment benefits	44,864	42,815
	344,744	524,894
	2023	2022
	\$	\$
KMP - Directors		
Short-term employee benefits	165,000	175,225
Post-employment benefits	17,325	17,523
Total	182,325	192,748

Australian Indigenous Doctors' Association Ltd

ABN 84 131 668 936

Notes to the Financial Statements For the Year Ended 30 June 2023

20 Auditors' Remuneration

	2023	2022
	\$	\$
Remuneration of the auditor, for:		
- auditing or reviewing the financial statements	10,506	10,000
Total	10,506	10,000

21 Contingencies

In the opinion of those charged with governance, the Company did not have any contingencies at 30 June 2023 (30 June 2022: None).

22 Cash Flow Information

Reconciliation of net income to net cash provided by operating activities:

	2023	2022
	\$	\$
Surplus /(Deficit) for the year	327,336	(115,241)
Non-cash flows in profit:		
- amortisation	65,894	56,457
- depreciation	97,369	144,511
- fair value movements on investments	(1,225)	19,814
- loss on disposal of assets	13,644	-
Changes in assets and liabilities:		
- (increase)/decrease in trade and other receivables	(47,226)	21,399
- (increase) in other assets	(107,734)	(7,732)
- (decrease)/increase in income in advance	(637,011)	524,661
- increase/(decrease) in trade and other payables	75,809	(70,161)
- (decrease) in employee benefits	(440)	(16,234)
Cashflows from operations	(213,584)	557,474

23 Events after the reporting period

No matters or circumstances have arisen since the end of the financial year which significantly affected or may significantly affect the operations of the Company, the results of those operations or the state of affairs of the Company in future financial years.

24 Statutory Information

The registered office and principal place of business of the company is:

Australian Indigenous Doctors' Association Ltd
Level 1, 33 Allara Street
CANBERRA ACT 2601

Australian Indigenous Doctors' Association Ltd


ABN 84 131 668 936

Responsible Persons' Declaration


The responsible persons declare that in the responsible persons' opinion:

- there are reasonable grounds to believe that the registered entity is able to pay all of its debts, as and when they become due and payable; and
- the financial statements and notes satisfy the requirements of the *Australian Charities and Not-for-profits Commission Act 2012*.

Signed in accordance with subsection 60.15(2) of the *Australian Charities and Not-for-profit Commission Regulation 2022*.



Responsible person



Responsible person

Dated 09/11/2023

Dr Glenn Harrison
AIDA Board Director
Chair Finance Risk Audit Committee

Independent Auditor's Report To the Members of Australian Indigenous Doctors' Association Limited

Report on the Audit of the Financial Statements

Opinion

We have audited the financial statements of Australian Indigenous Doctors' Association Limited (the Company) which comprise the statement of financial position as at 30 June 2023, the statement of profit or loss and other comprehensive income, statement of changes in equity and statement of cash flows for the year then ended, and notes to the financial statements, including a summary of significant accounting policies, and the responsible persons' declaration.

In our opinion, the accompanying financial statements of the Company, are in accordance with the Australian Charities and Not-for-profits Commission Act 2012, including:

- (i) giving a true and fair view of the Company's financial position as at 30 June 2023 and of its financial performance for the year then ended; and
- (ii) complying with Australian Accounting Standards and Division 60 of the Australian Charities and Not-for-profits Commission Regulation 2022.

Basis for opinion

We conducted our audit in accordance with Australian Auditing Standards. Our responsibilities under those standards are further described in the Auditor's responsibilities for the audit of the financial statements section of our report. We are independent of the Company in accordance with the ethical requirements of the Accounting Professional and Ethical Standards Board's APES 110 Code of Ethics for Professional Accountants (including Independence Standards) (the Code) that are relevant to our audit of the financial statements in Australia. We have also fulfilled our other ethical responsibilities in accordance with the Code.

We believe that the audit evidence we have obtained is sufficient and appropriate to provide a basis for our opinion.

Other information

The directors are responsible for the other information. The other information comprises the information in the Company's directors' report for the year ended 30 June 2023, but does not include the financial statements and the auditor's report thereon.

Our opinion on the financial statements does not cover the other information and we do not express any form of assurance conclusion thereon.

In connection with our audit of the financial statements, our responsibility is to read the other information and, in doing so, consider whether the other information is materially inconsistent with the financial statements or our knowledge obtained in the audit or otherwise appears to be materially misstated.

If, based on the work we have performed, we conclude that there is a material misstatement of the other information we are required to report that fact. We have nothing to report in this regard.

Directors' responsibility for the financial statements

The directors of the Company are responsible for the preparation of the financial statements that give a true and fair view in accordance with Australian Accounting Standards and the Australian Charities and Not-for-profits Commission Act 2012 and for such internal control as the directors determine is necessary to enable the preparation of the financial statements that give a true and fair view and are free from material misstatement, whether due to fraud or error.

In preparing the financial statements, the directors are responsible for assessing the Company's ability to continue as a going concern, disclosing, as applicable, matters related to going concern and using the going concern basis of accounting unless the directors either intend to liquidate the entity or to cease operations, or have no realistic alternative but to do so.

The directors are responsible for overseeing the entity's financial reporting process.

Auditor's responsibility for the audit of the financial statements

Our objectives are to obtain reasonable assurance about whether the financial statements as a whole are free from material misstatement, whether due to fraud or error, and to issue an auditor's report that includes our opinion. Reasonable assurance is a high level of assurance, but is not a guarantee that an audit conducted in accordance with the Australian Auditing Standards will always detect a material misstatement when it exists. Misstatements can arise from fraud or error and are considered material if, individually or in the aggregate, they could reasonably be expected to influence the economic decisions of users taken on the basis of the financial statements.

A further description of our responsibilities for the audit of the financial statements is located at The Australian Auditing and Assurance Standards Board website at: http://www.auasb.gov.au/auditors_responsibilities/ar4.pdf. This description forms part of our auditor's report.



Nexia Duesburys (Audit)
Canberra, 9 November 2023



G J Murphy
Partner